

WILLIAMSON COUNTY MASTER GARDENERS ASSOCIATION

THE PERENNIAL





Table of Contents

Board of Directors

President

Matt Bergstrom

Vice President

Rachel Fortuna

Secretary

Donna Cate

Treasurer

Cindy Ellison

Director of Public Relations

Holly Gardner

Director of Membership

Robin Thomas

Director of Projects & Volunteers

Wayne Galentine

Director of Education

Tim Blake



- 3 Our Roots: A Message from Matt Bergstrom, WCMGA President
- 4 **Rosy Revival: Prune Like a Pro for a Blooming Spring!**
by Taylor Reeder
- 6 **Snowdrops**
by Susan Ramsay
- 7 Did you know?
- 8 The Vine: News
- 10 **Dragon Tail Radishes**
by Susan Ramsay
- 11 **A Poem**
by Dan Hobbs
- 12 **National Parks Series: Isle Royale National Park: A Wilderness Laboratory**
by Lisa Hagenbuch
- 15 The Bark: Monthly To-Do List
- 18 Member Gardens
- 19 Continued Growth
- 20 Friends of WCMGA - Upcoming Events
- 21 The Dirt: Reminders and Contact Information

OUR ROOTS

A Message from our President

I have a penchant to wax philosophically about gardening this time of year. I'm not fed up with disease and insect damage like I am in the fall. In my mind's eye everything in the garden is green and lush and vibrant. I don't have to deal with the realities of gardening yet, just the possibilities. Regardless of the outcomes, gardening is good for you. With so much research and data showing the damage social media and screen time is doing to us, we could all use more time outside with nature. You know what's better than seeing someone's perfectly staged picture of their raised bed in just the right light? Getting your hands dirty in your own garden, enjoying the success, struggles, and satisfaction that comes with growing things.



Gardening is good for all aspects of your health and can easily be shared. Give veggies to your friends and neighbors. Invite them over to sit and enjoy the landscape you've worked on. I think we need to spend more time with people, in person, and a garden is a great excuse to do that. Even better, if we want people to care about the environment, about native plants and pollinators, there is no better way than showing what that actually looks like in the yard of someone they know. Beauty and benefit can go hand in hand when we take the time to pay attention to what we plant. And if you're thinking to yourself, "I don't have many native plants in my yard...", 2025 is a great year to add some.

Matt Bergstrom
President, WCMGA

Rosy Revival: Prune Like a Pro for a Blooming Spring!

By Taylor Reeder, UT/TSU Extension, Williamson County

Considering it is the month of Valentines, roses are the perfect subject to discuss. But we're not talking about those store-bought bouquets zipping all over town. We mean the real deal, the ones standing proud in your garden, waiting for their seasonal glow-up. So, grab your gloves, channel your inner plant whisperer, and let's get to work!

February is prime time for pruning roses in Middle Tennessee. With the region's unpredictable winter mood swings—one day it's sunny, the next you're scraping ice off your car—timing is everything. Pruning is essential for keeping your roses in tip-top shape, promoting fresh, healthy growth by getting rid of dead, broken, or sickly canes. Plus, it's like giving your roses a stylish new haircut, helping them bloom beautifully when the time comes.

Not all roses like to be pruned the same way, though. Hybrid teas, grandifloras, and floribundas? They thrive on a solid annual pruning session. Old-fashioned climbers that only bloom once a year? Different story. These divas set their buds on last year's wood, so trimming them too early would mean saying goodbye to this year's flowers. The exception? Dead, diseased, or damaged canes—those must go ASAP, no matter what kind of rose you're dealing with.



Pruning roses isn't just about hacking away wildly (tempting, we know). The right tools make all the difference. Make sure your pruning shears, saws, and loppers are sharp and sterile. Otherwise, you might as well be giving your roses a bad haircut with rusty scissors. And unless you enjoy looking like you lost a fight with a thorny bush, wear gloves. Trust us on this one.

With Middle Tennessee's humid summers, fungal diseases like black spot and powdery mildew love to crash the garden party. And let's not even talk about crown gall and canker, which spread faster than gossip at a backyard barbecue. Avoid these disasters by disinfecting your tools before and after pruning, especially if you've been working in multiple gardens. A quick soak in a 5-10% bleach or 20% rubbing alcohol solution does the trick.


Now, let's talk technique. The first order of business? Get rid of dead, damaged, or weak stems, keeping only the strongest, healthiest canes. Cut about an inch below any dark-

ened areas, making sure to get back to fresh, green wood. Always cut at a 45-degree angle; this keeps water from pooling on the stem and causing rot. Think of it like giving your plant a breathable new style. Open up the center of the bush for better air circulation (a must-have feature in our humid summers). And when you make cuts, aim for just above an outward-facing bud—this encourages fresh growth in the right direction.



Deadheading (a.k.a., removing spent flowers) is another great trick for keeping your roses looking sharp. Snip off faded blooms by cutting just above the next five or seven-leaf branch down. This encourages strong, healthy growth in its place. If you come across a cane with no live buds left, it's time to say goodbye; cut it off entirely.

For modern reblooming roses (hybrid teas, floribundas, and grandifloras), prune as soon as the buds begin to swell, typically mid to late February in most of Middle Tennessee. If you're in a slightly cooler microclimate, you might want to wait until early March to dodge any surprise frosts. If you're going for a hard prune, leave about four to eight sturdy canes (about the width of your finger or thicker). If you prefer a more moderate approach, prune as mentioned earlier and cut the shrubs back to about 12 to 24 inches from the ground. And remember, if it's thinner than a pencil, it's got to go!



Thanks to Middle Tennessee's mild-ish winters and long growing seasons, roses can be one of the most rewarding plants in your garden. With just a little TLC now, you'll be rewarded with gorgeous, fragrant blooms all season long. So, grab those shears, show your roses some love, and enjoy a garden full of healthy, happy flowers!



Taylor Reeder
UT/TSU Extension
Williamson County
Horticulture Agent
[Horticulture | Williamson
County \(tennessee.edu\)](mailto:Taylor.Reeder@tennessee.edu)



For more information:

[Pruning | Roses | Illinois Extension | UIUC](#)
[Pruning Roses | Home & Garden Information Center](#)
[Pruning Roses | University of Arkansas](#)

Snowdrops

By Susan Ramsay, WCMGA Member

Many years ago, in early March, I was attending a convention in Washington, D.C. One afternoon, I took a break and walked away from my hotel. On the side of a broad avenue I saw mature trees and was drawn towards them. When I got closer, I saw that I was on the edge of the national cemetery in a very old section with beautiful trees. At first, I thought I saw snow scattered on the ground, but then realized that I was seeing snowdrops blooming: thousands and thousands of them. Someone must have been dividing and spreading them around for many years, or maybe they just naturalized. In that moment, I became a galanthophile. Galanthophile is defined as a collector and lover of the genus *Galanthus*, usually known as snowdrops.



Photos by Susan Ramsay

Snowdrops are not native to the United States, but to a broad area of Europe and the Middle East. The genus is small, with about 20 species, and named for the Greek words “milk” and “flower.” They are one of the earliest bulb plants to bloom in the spring, some varieties starting in December or January and other extending into March.

I became a lover of the genus right away, but it took a while for me to collect any bulbs. I could not find them at local garden centers. I learned that these bulbs do not like being out of the ground and are best sold “in the green”, but I could not find them sold that way. I finally discovered that buying them online from reputable growers yielded good results. Not all of the bulbs survived, but the ones that did, grew very well and reproduced over time. I recommend Van Engelen Inc. (at vanengelen.com) with 6 varieties of snowdrops,

and Brent and Becky's Bulbs (at brentandbeckysbulbs.com) with 8 different kinds. Most of mine are *Galanthus elwesii* and *Galanthus nivalis* Flore Pleno. I'm thinking of expanding my collection with some new varieties, but not going crazy.


I recently became aware that there is a phenomena with snowdrops akin to the “Tulipmania” that hit Europe from 1634 to 1637, when collectors went crazy over new varieties of tulips,

prices rose dramatically, and they even traded futures on special bulbs. Collectors today are very excited about new varieties of snowdrops and will pay top dollar for them. Carolyn's Shade Gardens in Pennsylvania offers 36 varieties of snowdrops, most of them average \$50 to \$75 dollars (for one bulb) and are sold "in the green." Carolyn sells out her entire stock in a matter of days each year. Special bulbs are sold at auction and can yield thousands of dollars. She reports that gardens in Europe which boast many snowdrops have had serious problems with theft and black market sales and must offer guided tours only to protect the plants.



As I write this in early February, most of my snowdrops have been blooming for several weeks. They are one of the few blooms available to pollinators during this time of year, and I saw a honey bee on one recently. Snowdrops bring life to my dreary winter garden, and convince me that spring is really on the way.

Did you know...?



WCMGA member meeting minutes and Board of Directors meeting minutes are posted on the members-only section of our website. If you are a member, you can log in and keep up with what is going on in the association.

Members can also set up notifications so that an email will be sent when a new document has been uploaded.



It won't be long until the springtime, when we may open the windows and breathe God's fresh air... Soon will the birds come back... How cheerfully Nature greets them. She puts out her leaves to hide their homes, and kisses them with the wind, the warm wind... Ah, Spring, we wait for you; for as the sap mounts the limbs of the tree so hope rises and we become bright again.



~Charles F. Raymond, "The Springtime," *Just Be Glad*, 1907

Quotegarden.com

THE VINE: News

Our November association meeting was filled with delicious food and celebration. We enjoyed an assortment of food provided by our members and we celebrated our 2024 Master Gardener intern class. There was plenty of opportunities for our interns to meet and mingle with our WCMGA members and time set aside to share their group presentations. There were 48 interns who completed their volunteer hours and graduated, with four of those reporting over 100 hours! That is fantastic! We hope they all will continue to serve their community by joining the WCMGA.





*Congratulations to our
2024 Master Gardener Class Graduates!!*



I want to extend my heartfelt gratitude to everyone who contributed to the success of the 2024 Williamson County Master Gardener classes. A special thank you to Kristy Berstrom for her invaluable guidance, unwavering support, and boundless passion for helping our interns thrive. To all the mentors who dedicated their time and expertise to nurture and inspire or interns, your impact is deeply appreciated. Thanks as well to the WCGA volunteers who led classes and hands-on training sessions, ensuring an engaging and educational experience. Finally, a huge thank you to our interns for your dedication, hard work, and enthusiasm over the past nine months. This program's success is a direct result of your commitment and passion!

Sincerely,
Taylor Reeder

In January, our association meeting was switched over to virtual-only because of winter weather and our speaker was rescheduled for February. We were still able to have our business meeting online and opened the floor to questions from interns and members.

Note from the Editor: After attending our State Conference last October, I starting really thinking about how we can learn more about our neighboring associations. Here are a couple of links to newsletters you might want to check out to see what our fellow master gardeners have been doing!

Wilson County Master Gardener Association

[Newsletter | Wilson County Master Gardener Association](#)

[\(wilsoncountymg.org\)](http://wilsoncountymg.org)



Robertson County Master Gardener Association

[Newsletters \(rcmga.org\)](#)

Dragon Tail Radishes

By Susan Ramsay, WCMGA Member

In August of 2023, a friend in the master gardeners association shared with me some seeds for Dragon Tail Radishes. I don't have much luck growing regular radishes and I like them, so I decided to try these. The plants form seed pods that are long and skinny and have a mild radish flavor. The plants get about 4 feet tall and floppy and benefit from support from a tomato cage. The blooms are pretty and the seed pods are so funny looking that they are sure to get a second look. I like the taste of the pods when chopped up and included in a salad. When I harvested the pods and stuck them in a jar while they were whole, they looked so funny that I had to take a photo of that also.



Photos by Susan Ramsay



During the recent Tennessee Master Gardeners State Conference, I took a class on fermenting foods. In the class, we made sauerkraut, but I got inspired and looked up recipes on how to ferment radishes. I have my first jar of fermenting dragon tail radishes going and I look forward to tasting them.

Give these strange and different plants a place in your vegetable garden or ornamental bed!

A Poem by Dan Hobbs, MG Intern

Dan Hobbs, a 2024 Master Gardener intern, shared a portion of this poem during the intern presentations at the November association meeting, graduation, and potluck. Below is the poem in its entirety.

In a garden where the sun beams bright,
There grows a haven, pure delight.
With **catnip** calm and **yarrow** strong,
This tranquil place feels like a song.

Blue skullcap whispers gentle dreams,
While **betony** soothes with calming streams.
Marjoram and **parsley** green,
In this lush sanctuary, all feels serene.

Red yarrow stands, a warrior proud,
Amid the herbs, its colors loud
Chives add zest and **jalapeños** spice,
A symphony of flavors, oh so nice.

Comfrey heals, with tender care,
While **marigolds** bloom bright and fair.
Meadowsweet sighs, with fragrant grace,
Bee balm draws bees to this sacred place.

Dill waves softly in the breeze,
As **lavender** whispers with ease.
Sage with wisdom, **mint** so fresh,
Basil spreads its arms, a fragrant mesh.

In this garden, life does bloom,
Each herb a part of nature's tune.
Together they thrive, a verdant crest,
In this haven, we find rest.



Dan is pictured here with members of his intern group. Their project garden located at The Giving Garden is shown above.



National Parks Series: Isle Royale National Park: A Wilderness Laboratory

By Lisa Hagenbuch, WCMGA Member

Editors Note: This is fifth in a series of articles by Lisa Hagenbuch, following and documenting her travels to some of our national parks.

In the vastness of Lake Superior, a rugged island stands as a testament to nature's resilience and complexity. Isle Royale National Park, near Houghton, Michigan, often shrouded in mist and mystery, is more than just a remote wilderness - it's a living laboratory where the delicate balance of life unfolds in isolation.

Ecosystems Frozen in Time

There are four ecosystems on Isle Royale:

- **Rugged coastline** - The island is surrounded by Lake Superior and mostly has a rocky coastline with trees and plants that can tolerate the wind.

- **Mixed hardwood forest** - Fir, spruce, pine and aspen abound. There are also many woodland wildflowers and wild orchids.

- **Boggy wetlands** - Isle Royale's bedrock traps the water, creating many boggy areas filled with swamp cabbage, ferns, and such.

- **Exposed bedrock meadows** - Where the bedrock is above the water, scrub junipers and sunny wildflowers take root in crevices holding a touch of soil.

As our boat approaches the rocky shores of Isle Royale, the dense canopy of spruce and fir trees looms before us, a green fortress guarding secrets of an ecosystem largely unchanged for thousands of years. Dr. Sarah Harding, an ecologist who has studied the island for over two decades, gestures towards the shoreline. "What you're seeing," she explains, "is a snapshot of the North Woods as they once were across much of North America."



Labrador Tea (Photo by Lisa Hagenbuch)

Common Isle Royale shrubs include bearberry, prickly rose, juniper, and mountain ash, all of which grow in drier rocky areas. You can find leatherleaf, bog laurel, bog rosemary, and labrador tea thriving in boggy areas, while tag alder and sweet gale dominate other wetlands.

The air is thick with the scent of balsam and the chattering of red squirrels. As we step onto the island, our feet sink into a soft carpet of moss and lichen, each step a reminder of the fragile beauty that surrounds us.

The Dance of Predator and Prey

But it's not the flora that draws most researchers to this isolated outpost. Isle Royale is home to a drama that has captivated scientists for over 60 years: the interplay between wolves and moose. This is the site of the longest-running predator-prey study in the world.

As if on cue, a haunting howl echoes across the island. "That's the Lookout Pack," Dr. Harding whispers, her eyes scanning the tree line. "They've been tracking a moose since dawn." The wolf's call is answered by the sharp crack of breaking branches - a bull moose, perhaps, making its escape through the underbrush.

This dance between predator and prey has played out countless times on Isle Royale, but recent years have brought new challenges. Climate change has altered ice formation on Lake Superior, impacting wolf migration and genetics. "We're watching evolution happen in real-time," Dr. Harding notes, her voice a mix of concern and fascination.

A Delicate Balance

As we hike deeper into the island's interior, the diversity of life becomes even more apparent. A common loon's mournful cry ripples across a hidden lake, while a bald eagle soars overhead, its keen eyes searching for fish.

Near a babbling brook, we pause to examine a patch of blue flag iris, its delicate petals a stark contrast to the rugged landscape. "Every species here plays a crucial role," Dr. Harding explains, gently touching the flower. "Remove one, and the entire system could unravel."

This delicate balance is what makes Isle Royale so valuable to scientists. With minimal human interference, the island serves as a control group for ecosystems worldwide, offering insights into how nature adapts to changing conditions.



Flower and fruit of the common shrub thimbleberry (Photo by Lisa Hagenbuch)

What abundant Isle Royale shrub produces maple-like leaves, large white -petaled flowers and red, juicy, shower cap-shaped fruits? Why, thimbleberry, of course! If thimbleberries taste too tart to you, fruits of other island shrubs (blueberries, raspberries, and sugar plums) offer a sweeter alternative.

The Future Written in the Present

As the sun begins to set, painting the sky in hues of orange and purple, we make our way back to the shore. The island seems to come alive with the sounds of nightfall - the hoot of a great horned owl, the rustle of a fox in the underbrush.

Dr. Harding pauses, her gaze fixed on the horizon. "What happens here on Isle Royale doesn't just stay here," she muses. "It tells us about the health of our planet, about resilience, adaptation, and the interconnectedness of all living things."

As we board the boat back to the mainland, the island recedes into the mist, its secrets safe for another night. But for the scientists who study it, and for the countless species that call it home, Isle Royale remains a beacon of wild hope - a place where the ancient rhythms of nature continue to play out, offering lessons for a world in flux.



Devil's club (Photo by Lisa Hagenbuch)
Also abundant on Passage Island is **devil's club**, an easily recognized shrub with spiny stems and leaves.



Canada yew (Photo by Lisa Hagenbuch)

Many shrubs provide food and shelter to island birds and wildlife. In the past, the largest of the island's wildlife (moose) munched so much on Canada yew that this once common shrub is now very sparse on the main island. However, just three miles to the northeast on moose-free Passage Island, this evergreen species continues to thrive.


[Isle Royale National Park \(U.S. National Park Service\)](#)



THE BARK: Monthly To-do List

FEBRUARY

- **Plant now:** Sow seeds of radishes and cold-hardy lettuces. When daffodils appear, plant spinach, turnips, and peas. Cover the pea bed with clear plastic until sprouts begin to emerge; then, immediately switch to a floating row cover to protect the seedlings from weather and birds.
- **Indoors under lights:** start seeds of herbs and annual flowers—such as ageratum, petunia, and snapdragons—that need 8 to 10 weeks to reach transplant size
- **Watch for garden sales and order seeds from catalogs**
- **Cut back monkey grass (Liriope) before new growth appears**
- **Green/English and sugar snap peas can be direct sown in the garden in February**



- **Start chitting early potatoes by standing them on end in an egg carton and place them in a bright, cool, frost-free place**
- **Build any new raised beds**
- **Winter prune apple trees and pear trees while they are still dormant**
- **Shred or chop any disease-free woody prunings before you add them to compost bins to help speed up decomposition**
- **Extend the life of Valentine's Day cut flowers by changing the water daily and recutting the stems every couple of days, making sure foliage is kept above the water line**
- **Remove dust from your house plants by rinsing them in the shower**



March

- **Plant now:** In mid-March, sow hardy vegetables, such as carrots, beets, kohlrabi, radishes, leaf lettuces, and turnips
- Transplant onions, shallots, broccoli, cabbage, cauliflower, collards, white potatoes and asparagus crowns to the garden
- Set out herbs, such as rosemary, chives, and thyme - but not tender basil yet! Wait until after the last frost date in your area
- When night temps get above 40 degrees, feed your pansies with a water-soluble fertilizer such as 20-20-20

April

- Pass by broccoli and cabbage on sale at garden centers—hot weather will soon arrive, causing plants to go to seed instead of forming edible heads
- Thin crowded carrots, chard, and lettuce
- Remove floating row covers from peas early in the month and provide trellis support
- Mulch around the base of cool-season crops to keep their roots cool and moist
- **Buy now:** Select new azalea and rhododendron bushes while they're in bloom to make sure that the color complements your landscape
- Begin purchasing transplants of warm-season crops
- Go to our WCMGA garden festival and plant sale!!

For more information, see flyer on the following page or click here: [Garden Festival and Plant Sale \(wcmga.net\)](http://wcmga.net)



Another good resource is the [2025 Tennessee Home Vegetable and Fruit Garden Calendar](#)



2025



Spring Garden Festival and Plant Sale

Saturday, April 5, 2025 - 9:00 am - 3:30 pm

The grounds of Williamson County Ag Expo Park - West Side
4215 Long Lane, Franklin, Tennessee 37064 (Rain or Shine)

- Beautiful perennials, annuals, vegetables, herbs, and more
- Many plants grown by Master Gardeners
- Garden Shed area featuring new and gently used items for your home and garden
- University of TN Plant Diagnostics information
- Vendors and Food Trucks
- Educational Speakers
- Crafts

FREE Admission



Come join us for this annual fundraiser for Williamson County Master Gardeners Association (WCMGA), a 501(c)(3) organization. The mission of the WCMGA is to provide research-based horticultural education, while promoting environmental stewardship, via community volunteerism delivered by a dedicated and skilled volunteer network. The WCMGA is part of the UT/TSU Williamson County Extension Office. For more information about WCMGA and our projects, please visit our website at wcmga.net.



Member Gardens



Check out Debra Lawrence's garden - veggies, raised beds, and pollinator plants, and she has been working on a shade garden.



We need photos! If you would like to have your photos shared or your garden featured, please contact us at ThePerennialWCMGA@gmail.com.

Beautiful flowers from Mary McBean's garden during the crazy warm weather in November



Continued Growth

UT INSTITUTE OF AGRICULTURE HANDS-ON CLASSES

Learn a new skill, try a new method, or develop a new passion. The Williamson County Extension's hands-on classes provide opportunities to experience agriculture, horticulture, and much more.

Agriculture	Mechanics	Craft Products
Horticulture	Preservation	Outdoors



[Hands-On Classes Williamson County](#)

Pruning Blueberries and Blackberries - February 6, 2025

Description - Learn how to prune blueberries and blackberries in order to have a more productive season. Get hands-on experience using different pruning and training techniques that will help your orchard thrive.

[Pruning Blueberries and Blackberries | Williamson County \(tennessee.edu\)](#)

Ornamental Spring Pruning - Rescheduled (New Date Coming Soon!)

Description – In this class you will learn how to prune your dormant trees and shrubs.

[Ornamental Spring Pruning | Williamson County \(tennessee.edu\)](#)

Seed Starting - February 25, 2025

Description - The focus of this class will be starting your own vegetables and annuals from seed. You will leave with a few supplies and seeds to start your own garden journey!

[Seed Starting | Williamson County \(tennessee.edu\)](#)

Raised Bed Gardening - April 8, 2025

Description: Join us for a class teaching you how to build and use raised beds to have your most successful garden yet! Get ready to gain practical skills in a fun and welcoming environment!

[Raised Bed Gardening | Williamson County](#)

Permaculture and Edible Landscaping - April 17, 2025

Description: Join us for our class discussing the elements of landscape design and how you can utilize them to create unique and interactive landscapes. We will focus on adding edible plants in fun and beautiful ways to make the most of each space

[Permaculture & Edible Landscaping | Williamson County](#)

Dig, Divide, & Design with Perennials - April 22, 2025

Description: Perennials are the perfect addition to every landscape in Middle Tennessee.

[Dig, Divide, & Design with Perennials | Williamson County](#)

Preregistration and payment is required for all classes. Classes may be purchased as a series or individually. For questions, please contact Taylor Reeder at treeder2@utk.edu.

Also, check out the UT Extension publication, Welcome Home: Gardening in Tennessee!

[PB1919 Welcome Home: Gardening in Tennessee](#)



Friends of WCMGA - Upcoming Events

Master Gardeners of Wilson County

Plant Sale



HELD DURING
SPRING FEST
MAY 3, 2025 - 10AM-4PM



Proceeds from the Plant Sale goes towards the Master Gardener projects in Fiddlers Grove.

Follow us on Facebook @springfestinthegrove
Fiddlers Grove Historic Village
945 E. Baddour Parkway, Lebanon, TN 37087



2025 SPRING PLANT SALE

MADISON COUNTY MASTER GARDENERS & UT GARDENS, JACKSON

Friday, May 2
Saturday, May 3
9 am - 1 pm

WEST TN AgRESEARCH & EDUCATION CENTER
605 AIRWAYS BLVD. Jackson, TN

MASTER GARDENER
UT EXTENSION
INSTITUTE OF AGRICULTURE
THE UNIVERSITY OF TENNESSEE

UT GARDENS
INSTITUTE OF AGRICULTURE
THE STATE BOTANICAL GARDEN OF TENNESSEE

UT AgRESEARCH
INSTITUTE OF AGRICULTURE
THE UNIVERSITY OF TENNESSEE

Plant Chat

@ UT Gardens Jackson
with Celeste & Jason
Join for the plants, stay for the fun!

See you
MONDAY
@9am

Facebook Live at UT Gardens Jackson is BACK for 2025!

We are focusing the majority of Facebook Live sessions during the active growing season on select Monday's @ 9am. Save these dates by adding our EVENT inside FB to your calendar.

9:00 a.m.

Feb. 3	July 7, 21
March 3	Aug 4, 18
April 7, 14, 21, 28	Sept 8, 15, 22, 29
May 5, 19	Oct 6, 20
June 2, 16	Nov 3
July 7, 21	Dec 1



AUGUST 25-28, 2025



2025
INTERNATIONAL
MASTER GARDENER
CONFERENCE
There is
no
Planet B

Save
THE DATES

A VIRTUAL EXPERIENCE
OF EPIC PROPORTIONS

HOSTED BY THE TEXAS
MASTER GARDENER
PROGRAM

[2025 International Master Gardener Conference – Extension Master Gardener](#)

2025 Plant Swap

MASTER GARDENER – RUTHERFORD COUNTY
UT EXTENSION
INSTITUTE OF AGRICULTURE
THE UNIVERSITY OF TENNESSEE

Saturday,
April 26, 2025

9am-11am

315 John R. Rice Blvd.,
Murfreesboro, TN

About the Event

Rutherford County Master Gardeners invite you to our 2025 annual plant swap! Please bring healthy, pest-free, and labeled plants rooted in soil.

Note

- Bring One, Take One
- Bring Ten, Take Ten
- No Invasive Plants Accepted
- <https://www.tnipc.org/invasive-plants/>



Maury County Master Gardeners

invites you to our

Annual Plant Sale

Saturday, May 10, 2025
8 am - 12 pm

The Baker Building, Maury County Fairgrounds
1018 Maury County Park Drive, Columbia, TN

Perennials - Annuals - Shrubs - Trees - Herbs
Flower Arrangements - Garden related items

Many grown by Master Gardeners

Vendors - Kids Activity

Cash or Credit Card

Sponsored by: Maury County Parks & Recreation

Free Admission

visit us on our website:
www.maurycountymastergardeners.org
also find us on Facebook & Instagram

UT EXTENSION
INSTITUTE OF AGRICULTURE
THE UNIVERSITY OF TENNESSEE



MASTER GARDENER PLANT SALE



APRIL 26, 2025

- Variety of Vegetables
- Annuals
- Perennials
- Herbs

Putnam County Master Gardeners
Saturday, April 26, 2025
8am-2pm
Putnam County Fairgrounds

THE DIRT

Upcoming WCMGA Events

February



February 10 - 1-3 p.m. - Library Garden Talk Series - Thoughtful Landscaping at the Historic McLemore House in Downtown Franklin (Virtual)

February 10 - 6 p.m. - WCMGA meeting - Indoor Small-scale Hydroponics - Davidson County Master Gardener James Hearn - Williamson Co. Ag Expo Park

March



March 10 - 1-3 p.m. - Library Garden Talk Series - Three Seasons of Raised Bed Vegetable Gardening (Virtual) - [Williamson County Public Library](#)

March 10 - 6 p.m. - WCMGA meeting - Permaculture - George "Robert" Rembert IV - Williamson Co. Ag Expo Park

April



April 4 - set up for Garden Festival

April 5 - 9 a.m.-3:30 p.m. - WCMGA Garden Festival and Plant Sale - Grounds of the Williamson County Ag Expo, West Side

April 10 - 10 a.m.-12 p.m. - Library Garden Talk Series - The Truth About Tomatoes - John P. Holt Brentwood Library - [The Truth about Tomatoes](#)

April 14 - 6 p.m. - WCMGA meeting - Projects Presentations - Williamson Co. Ag Expo Park

April 20 - 10 a.m.-12 p.m. - Library Garden Talk Series - Garden of Curiosities - John P. Holt Brentwood Library - [Garden of Curiosities](#)

April 21 - 1-3 p.m. - Library Talk Series - Spring Ephemerals - Williamson County Library , Franklin, TN - [Williamson County Public Library](#)

May



May 8 - 10 a.m.-12 p.m. - Library Garden Talk Series - Color Your Seasons Beautiful - David Miller - John P Holt Brentwood Library - [Color Your Seasons Beautiful](#)

May 12 - 1-3 p.m. - Library Garden Talk Series - The Truth About Tomatoes - Williamson County Public Library, Franklin, TN - [Williamson County Public Library](#)

May 12 - 6 p.m. - WCMGA meeting - TBD - Williamson Co. Ag Expo Park



Members, please remember to enter your hours! You earn 1 CEU hour for monthly WCMGA meetings and any time spent attending educational programming, plus any volunteer hours for working on approved projects. Be sure to count travel time and mileage. Thank you! [Tennessee Master Gardener Website - Enter Hours Here](#)



Newsletter and Website Articles Wanted

Special thanks to Matt Bergstrom, Taylor Reeder, Lisa Hagenbuch, Susan Ramsay, Dan Hobbs, Debra Lawrence, Mary McBean, Kristy Bergstrom, and Holly Gardner for their contributions to this issue.

We cannot do this without you!
If you have photos or stories to share,
you can get volunteer hours!

ThePerennialWCMGA@gmail.com

Keep contributing!
Keep reading!
Keep sharing!



WCMGA by the Numbers Total Volunteer hours reported for 2024 = 12,494

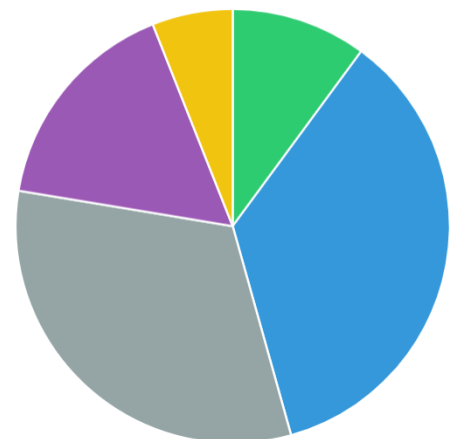
Based on values determined by
Independent Sector Website:
Hours Value: **\$298,344.98**

WCMGA Mission

The mission of the Williamson County Master Gardeners Association (WCMGA) is to provide research-based, horticultural education, while promoting environmental stewardship, via community volunteerism.

WCMGA operates under the umbrella of University of Tennessee Institute of Agriculture (UTIA) and the UT/TSU Williamson County Extension Office.

Administrative and Organizational Support Community Outreach Events
Community Food Production and Education Youth Horticulture
Sustainable Landscape Management



Contact Us

Editor: Holly Gardner

General Email: ThePerennialWCMGA@gmail.com

Address: 4215 Long Lane Suite 200, Franklin, TN 37064