

WILLIAMSON COUNTY MASTER GARDENER ASSOCIATION

THE PERENNIAL



WILLIAMSON COUNTY
UT EXTENSION
INSTITUTE OF AGRICULTURE
THE UNIVERSITY OF TENNESSEE

Volume 25 | August 2023



Board of Directors

President

Matt Bergstrom

Vice President

Rachel Fortuna

Secretary

Lorena Machado

Treasurer

Sonya Craig

Director of Public

Relations

Holly Gardner

Director of Membership

Jamie Desmond

Director of Volunteers & Projects

Wally Hoffmann



Table of Contents

- 3 Our Roots: A Message from Matt Bergstrom, WCMGA President
- 4 Attracting Butterflies into Your Landscape
By Taylor Reeder
- 7 Canning 101 at Stoney Creek Farm
By Michelle Taylor
- 9 The Vine: News
- 14 The Bark: Monthly To-Do List
- 17 Member Gardens
- 18 Friends of WCMGA - Upcoming Events
- 19 Did You Know...?
- 20 The Dirt: Reminders and Contact Information

OUR ROOTS

A Message from our President

Enjoy and Learn

This time of the growing season I can find it challenging to stay motivated in the garden if I'm being honest. It's hot, humid, pests can be abundant, and things can start to look a little tired. But I am trying to be more present in what's happening in life today, with less looking to the future or the past. So for me that means enjoying the garden for where and what it is right NOW. What am I harvesting that I was looking forward to all those months ago while browsing seed catalogues? What might I want to have growing in the fall? This is also a great time to take notes on what worked and what didn't work, so next year can be even better. I have found it helpful to make sketches of the beds, with notes on what plant was where and how it did. That way when I'm planning next year, I can reference that and not plant cucumbers in the same place they had a disease last year. I also make notes of what seeds to save, what I would want to order again, and what isn't going to make the cut.

I fear too many gardeners, especially newer gardeners, put everything into the glory of early spring/summer, then get discouraged when the heat, mildew, Japanese beetles, cracked tomatoes, mosaic virus, you name it, sets in. Gardening is an ever-learning endeavor; if you approach "failures" as learning experiences, you will not only get better results each year, you will appreciate the garden in all of its seasons. So enjoy this time, note what holds up well to the heat and humidity, and don't work too hard.

Stay curious and wear
sunscreen!

WCMGA President
Matt Bergstrom



Attracting Butterflies into Your Landscape

By Taylor Reeder, UT/TSU Extension, Williamson County

Have you been itching to add some life and color in your landscape? Why not plant a butterfly garden? Butterfly gardens are a great way to add movement and life to an otherwise stagnant landscape.

Most butterfly gardens are not only an attractant for our Tennessee butterflies but are also magnets for hummingbirds and beneficial insects. To start your garden, all you need are a few key plants.

Incorporate at least one host plant and one nectar plant into your garden. The host plant provides a suitable habitat for the female butterfly to lay her eggs. These eggs will hatch, and the baby caterpillars will eat the leaves of the host plant. Host plants are often not as showy as nectar plants, nor are they even necessary to attract adult butterflies. However, while nectar plants invite butterflies into your garden to feed, host plants offer them a reason to stay and



Giant Swallowtail laying eggs on Common Hoptree

reproduce. And you can watch this entire cycle unfold in your own garden!

Most of your butterfly-attracting plants will do best in full sun to partial shade. Try not to apply pesticides in areas where you want to maintain healthy caterpillar and butterfly populations.

Providing water for butterflies is very important and easily done. One option is to



Gulf Fritillary laying eggs on Passionflower Vine



Caterpillar of Gulf Fritillary on Passionflower Vine



Gulf Fritillary on Zinnia

fill a clay tray with sand and then place a rock in the center, where the butterfly can perch. Keep the sand wet, but avoid standing water.

If you would like more information, we have wonderful publications available at UTHort.com that give great recommendations for perennials and annuals for Tennessee landscapes. Also, our TN Smart Yards website (tnyards.utk.edu) has excellent information on providing for wildlife! Look below for specific host and nectar plants that you can add to your landscape.

Here are a few examples of butterflies and their preferred host plants:

Black Swallowtail

Host Plants – Fennel, Parsley, Bishop’s Weed

Zebra Swallowtail (State Butterfly of Tennessee)

Host Plants – Pawpaw

Giant Swallowtail



Cloudless Sulphur on Salvia

Host Plants—Common Hoptree, Common Prickly Ash

Painted Lady

Host Plants – Asters, Legumes, Mallows

Red-Spotted Purple

Host Plants – Willows, Black Cherry, Cottonwood

Cloudless Sulphur

Host Plants – Partridge Pea, Cassia, Senna

Gulf Fritillary

Host Plants – Passionflower Vine



Red Admiral


Host Plants – Nettles

Monarch

Host Plants – Milkweed, Butterfly Weed



Pentas
 Stoke's Aster
 Artemisia
 Coreopsis
 Coneflower
 Mint
 Goldenrod
 Clethra



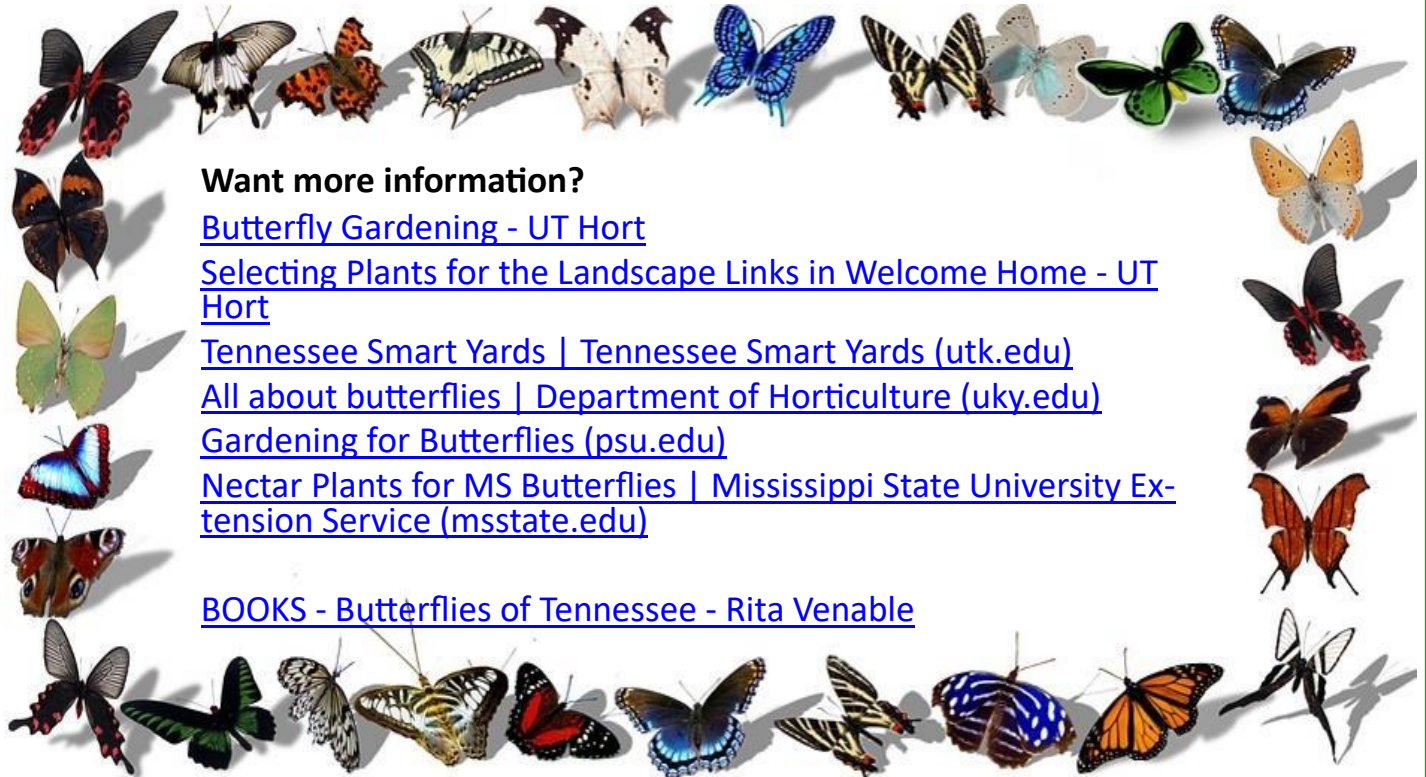
Here are nectar plants that will have the butterflies swarming to your garden:

Milkweed
 Blanket Flower
 Sage (*Salvia spp.*)
 Butterfly Bush
 Liatris
 Yarrow



Taylor Reeder
 UT/TSU Extension Williamson County
 Horticulture Agent
[Horticulture | Williamson County \(tennessee.edu\)](http://tennessee.edu)

(Photos by Holly Gardner)



Want more information?

[Butterfly Gardening - UT Hort](#)

[Selecting Plants for the Landscape Links in Welcome Home - UT Hort](#)

[Tennessee Smart Yards | Tennessee Smart Yards \(utk.edu\)](#)

[All about butterflies | Department of Horticulture \(uky.edu\)](#)


[Gardening for Butterflies \(psu.edu\)](#)

[Nectar Plants for MS Butterflies | Mississippi State University Extension Service \(msstate.edu\)](#)

[BOOKS - Butterflies of Tennessee - Rita Venable](#)

Canning 101 at Stoney Creek Farm

By Michelle Taylor, WCMGA Member



The anticipation of planting the garden in Spring is one of the most enjoyable aspects of being a gardener. The planning, shopping, and planting of flowers and vegetables are filled with excitement, creativity, and joy, and fill up the long winter days as we wait. Come spring, getting those seeds and starts in the ground is a sweet reward. Before we know it, the heat is rising and our crops are in full bloom.

Summer is here! Hopefully, you have more zucchinis than you can count, and even more tomatoes you can juggle. After eating the lion's share of your bounty and giving more away to your neighbors, friends, and family, what do you do with all of those extra vegetables? Gardeners tend to be thrifty and resourceful so the very thought of letting your surplus rot on the vine is just plain unnatural.

The answer to what to do with all of those perfectly picked squash, plump beans, and cobs of corn is to preserve them, of course! You can eat freshly picked produce all through the weary winter when your fruits and vegetables are properly canned. A group of Williamson County Master Gardeners, myself included, had the opportunity to learn how to can and preserve fruits and vegetables at a Canning 101 class at Stoney Creek Farm in Franklin, TN this past May.

The owner of Stoney Creek Farm, Leigh Funderburk, walked us through the processes of both pressure and water bath canning in her kitchen classroom. Learning these preservation techniques has been a long-time pursuit of mine. I admit I kept putting it off because it seemed a bit



scary. I had visions of the pressure canning lid exploding and splattering dripping tomato sauce all over the kitchen or worse, steam shooting in my face and erasing my eyebrows.



However, Leigh demystified all fears and made the process seem so simple and easy.

The class was a hands-on experience and in real-time we canned carrots in the pressure canner, and blackberry jam using the water bath method.

Along the way, we had the benefit of tasting many of Leigh's

previously preserved garden picks, like carrots (which tasted sweet without any sugar), beets, cucumbers, peppers, and more. All were fresh, crisp, and extremely tasty. Leigh gave us tips about which spices and other ingredients to add to change flavors. We learned much-needed safety tips and which equipment to use for the best results.

Now, instead of a fear of the process, visions of a fully stocked pantry of colorful jars containing carrots, tomato sauce, pickles, artichokes, and strawberry jam have taken over. What lovely gifts to give to yourself and to others all year long.



Go ahead and plant a little extra because if you take Leigh's Canning 101 class, you'll know how to keep eating healthy, home-grown, fruits and vegetables no matter the season. Nothing goes to waste and you can never have enough!

To learn more, go to <https://stoneycreekfarmtennessee.com/>.



THE VINE: News

In our April association meeting, our project leaders spoke about their respective projects. Our current projects include: The Giving Garden, Carnton including the Slave Garden, Carter House, Junior Gardener Camp, Garden Festival and Plant Sale, Speakers Bureau, The McLemore House, and Young Scholars.



More information can be found on our website at [Projects \(wcmga.net\)](http://Projects(wcmga.net)).

Our new WCMGA t-shirts were available for pickup. This year members were able to order short sleeve and/or long sleeve shirts. (Those long sleeved ones came in handy for the plant sale with the cooler weather). A big thank you to Sonya Craig for making it all happen with the shirts! They turned out fantastic!



WCMGA was featured in the *Berry Farms {local}* magazine in April and the *Spring Hill {local}* magazine in May. WCMGA President Matt Bergstrom and Project Leader Jack Melnick were interviewed for the article. Photographer Holly Gardner's shot of the garden at Carnton made the cover of the Berry Farms {local} issue and other photos were included inside! Thank you to WilcoLocal Media & Marketing editor Jeff Bryant for featuring us!

[Berry Farms Local April 2023.pdf \(wsimg.com\)](http://Berry Farms Local April 2023.pdf (wsimg.com))


[Spring Hill Local May 2023.pdf \(wsimg.com\)](http://Spring Hill Local May 2023.pdf (wsimg.com))

In May, our speaker was Donnie Bryan with Wild Ones. He was a high school arts teacher in Alabama for twenty-seven years. He moved to Nashville sixteen years ago this



summer and chaired the Visual and Performing Arts Department at Ensworth High School for ten years. Upon retiring five years ago, he

went wholeheartedly into gardening with native plants. He built a large, terraced hillside garden with water features, bird and animal habitats, and pollinator favorites. He has a rain



garden, a small pocket prairie, and a woodland garden. He is Vice-President of Middle Tennessee Wild Ones, assists in native plant rescues, and grows over four hundred plants for their spring and fall native plant sales. He put together a growing room to assist with growing from seed. His garden was featured on the local PBS show, *The Volunteer Gardener*, this past fall."

He spoke on "Gardening with Native Plants to Support Pollinators and Wildlife." He explained the benefits of planting native plants in the landscape and shared some beautiful photos from his garden. For more information on Wild Ones Middle Tennessee Chapter visit their website at [Wild Ones Middle Tennessee Chapter](http://WildOnesMiddleTennesseeChapter)



Cheri Liddell and Carol Bond provided beautiful flowers from their gardens for the snacks table.

Leigh Funderburk with Stoney Creek Farm offered a canning class to WCMGA members in May. See full article on Page 7.

Thirteen Williamson County Master Gardeners (and a future Junior Garden Camper) had a great morning working in the garden at Carnton on Saturday, June 6. Thank you to Matthew Parriott for providing the photo and the information! For more information about volunteering at Carnton, contact Master Gardener Project Leader, Mary Loftus.




Our June speaker was our very own Anita Tilley. Anita is a WCMGA member who certified in 2018 and is a valued part of our speakers bureau and our Williamson County Diagnostics Team. Anita started strawberry and vegetable gardening as a young child and enjoys sharing her experience and passion for "digging in the dirt." Upon moving to Tennessee, Anita branched into

perennials, disease and landscape diagnostics, as well as her ever favorite vegetables and fruits.

She has a wealth of information and talked with us about her journey getting her yard Tennessee Smart Yard certified. We appreciate her breaking down the steps involved and for showing us that we all might be closer to getting our own yards certified than we ever imagined.

The WCMGA Speakers Bureau presents gardening talks on a variety of topics during the year through the Williamson County Public Library in Franklin and the John P. Holt Brentwood Library. These talks are open to the public and you may register for them on each library's website. Our speakers also give presentations to garden clubs, neighborhood associations and other groups on a variety of gardening topics as our schedules permit. For information about our WCMGA Speakers Bureau and the Library Talks, visit [Speakers Bureau \(wcmga.net\)](http://Speakers Bureau (wcmga.net)) or [Library Talks \(wcmga.net\)](http://Library Talks (wcmga.net))



Tennessee Smart Yards is a University of Tennessee Extension-led program that helps Tennessee residents create healthier, more ecologically-sound landscapes and communities.

Find out more here: [Tennessee Smart Yards \(utk.edu\)](http://Tennessee Smart Yards (utk.edu))

Special thanks to Mary Pogge for providing the flowers for our June snacks table! And, thank you so much to all those who have been bringing snacks to share! It has been much appreciated!



In July, WCMGA member, Tim Blake, demonstrated how to properly repot orchids. Tim certified in 2020, and he and his wife, Maggie, have been active members the last few years. He brought several orchids from his vast collection to show many different ways to pot and display them. He shared examples of potting medium and tools and took us through





step-by-step repotting of three orchids. He suggested places to purchase orchids and supplies. It was very informative and helpful to see the process live.

There was a drawing for one of the repotted orchids and for several Baby Moses papyrus plants which were provided by Ryan Palmer.

Ann Harvey provided the beautiful hydrangeas and dill arrangement for the snacks table.

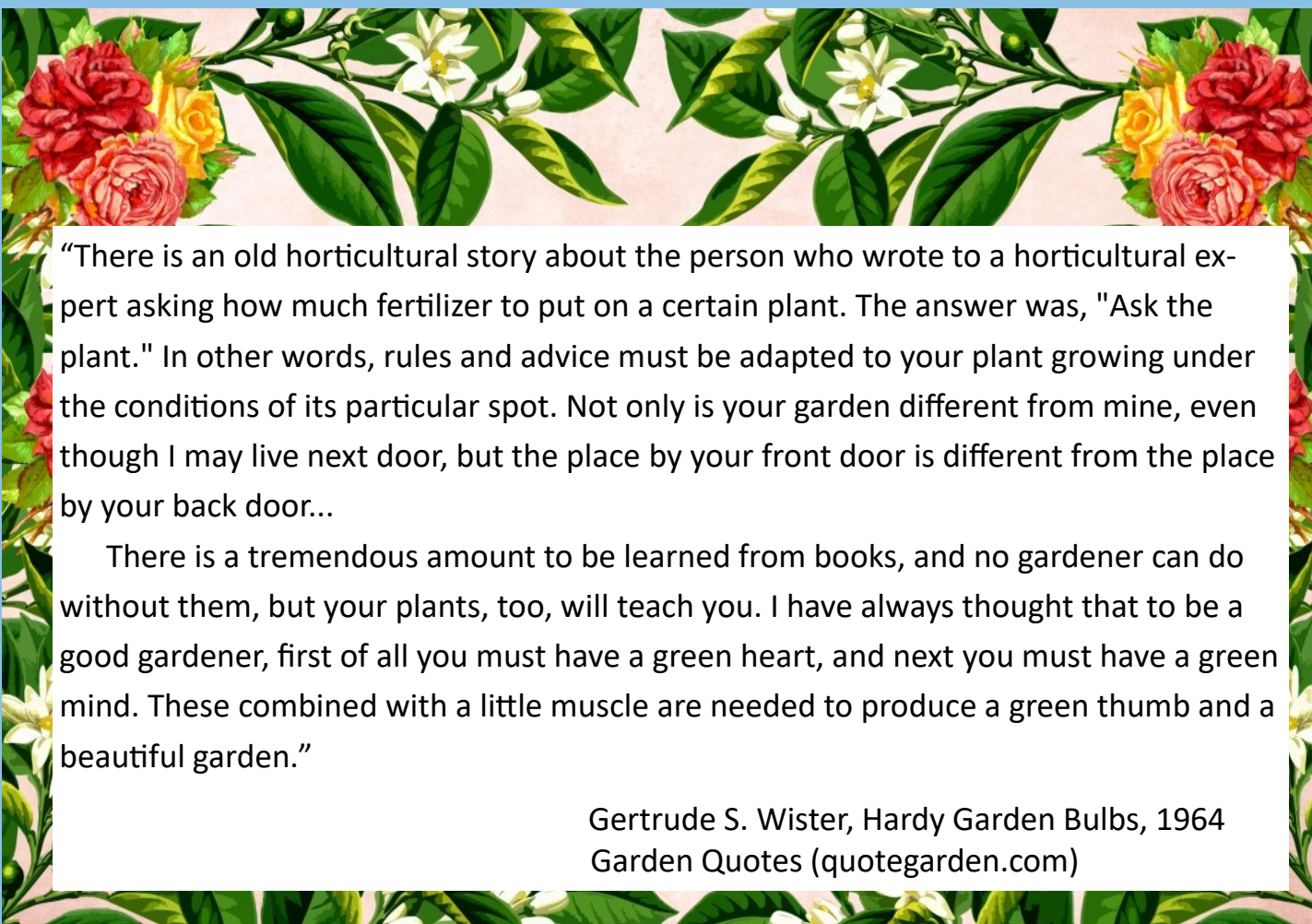


The WCMGA booth was set up and decorated for the 2023 Williamson County Fair thanks to our hard-working volunteers! The theme for the fair this year is "Livin' for the Ribbon". Tim Blake, Mark Gardner, Wally Hoffmann, Holly Gardner, Wayne Galentine, and Mike

Sietz constructed the arbor. Holly Gardner, Mark Gardner, and Cheri Liddell added the decorations with a little final detail help from



Melody Hall. We have our photo board, representing our projects and information about our Master Gardener classes. The Diagnostics Team display and UT Extension program information was added by Taylor Reeder. The sign-up for working the booth filled up quickly and we are ready to greet guests and answer questions about gardening and our wonderful association.



“There is an old horticultural story about the person who wrote to a horticultural expert asking how much fertilizer to put on a certain plant. The answer was, "Ask the plant." In other words, rules and advice must be adapted to your plant growing under the conditions of its particular spot. Not only is your garden different from mine, even though I may live next door, but the place by your front door is different from the place by your back door..

There is a tremendous amount to be learned from books, and no gardener can do without them, but your plants, too, will teach you. I have always thought that to be a good gardener, first of all you must have a green heart, and next you must have a green mind. These combined with a little muscle are needed to produce a green thumb and a beautiful garden.”

Gertrude S. Wister, Hardy Garden Bulbs, 1964
Garden Quotes (quotegarden.com)

THE BARK: Monthly To-do List

AUGUST


- Harvest vegetables continuously to keep plants producing and to stretch their season
- Sprinkle compost starter to speed up composting for fall soil building
- Prune summer-blooming shrubs (hydrangea, clethra, caryopteris) after flowers finish
- Plant garlic now for spring harvests
- Water, water, water--especially during periods of drought
- Keep a close eye out for pests in the garden like hornworms on tomatoes and squash bugs, squash beetles, and squash borers on squash and pumpkins
- Dig gently to harvest potatoes a few plants at a time
- Look forward to something different next spring: try alliums in your bulb garden
- Sow seeds of cool-weather herbs (chives, parsley, garlic chives, cilantro and dill)
- Plan perennial beds for fall and winter color with ornamental grasses, fall-blooming bulbs and hardy heaths and heathers



- Enjoy fall fragrance by planting autumn clematis (*Clematis paniculata*), flowering tobacco and annual stock
- Begin collecting seeds of annuals and perennials for next year's garden by cutting seed heads and placing in a brown paper bag to dry, labeling each bag with the name of the plant
- Dig and divide daylilies, using a sharp shovel to split the clumps into desirable sizes. Cut back foliage to 5 inches and replant in a sunny location
- Practice good sanitation in the garden to prevent disease spread
- Control weeds before they go to seed
- Gather herbs and flowers for drying and preserving
- Keep cool during summer's dog days with a shade garden embroidered with hostas and hardy ferns
- Color up your bulb garden with fall bloomers (lycoris, fall crocus, colchicum) Make sure that crops and beds have plenty of mulch during dry spells

SEPTEMBER

- Set out transplants of cool-weather vegetables
- Prune cane fruits such as raspberries and blackberries
- Plant winter pansies and fall annuals (calendula, dianthus, ornamental cabbage and kale)
- Plant fall-blooming bulbs to brighten up fading window boxes, planters and in drifts among ornamental grasses
- Plant bare root trees and shrubs
- Continue to harvest herbs and flowers for drying
- Divide and plant peonies, bearded iris and other spring- and summer-blooming perennials
- Order sweet pea seedlings for fall planting
- Keep dead-heading plants or harvesting blooms, such as tithonia, zinnia, and cosmos, to ensure that they continue to flower
- Divide and repot any tropical plants you have outdoors to prepare them for their winter home by hosing off or washing plants with soapy water and by inspect them for insects



- Keep an eye out for pests/disease on your cool-season crops and add row covers to reduce insects, if needed
- Watch for high temps under row covers and tunnels on very warm September days
- Plant herbs and groundcovers as the weather cools during hot summer months, including celosia, portulaca, vinca, and some coleus
- Remove warm-season crops as they finish producing to lighten the load of fall cleanup
- If you have had problems with disease among the vegetables in your garden, remove and dispose of the plant materials properly and do not add these to the compost pile

OCTOBER

- Plant or repair lawns
- Plant ornamental grasses
- Cover perennial, vegetable, bulb, and strawberry beds for winter
- Make sure that late season crops have adequate (but not excessive) water and nutrients
- Be on the lookout for fruit from late seeded warm-season crops
- Plant cloves of garlic in the garden for a late spring harvest
- Plant balled-and-burlapped or container trees, shrubs, and vines
- Plant winter- and spring-blooming bulbs
- Pre-chill tulips and hyacinths for indoor forcing
- Cut back on feeding houseplants (do not feed dormant houseplants)
- Sow seeds for frost-tolerant perennials



- Rake lawn to remove debris
 - Plant container roses
 - Prune fall-flowering shrubs just after bloom
 - Make sure to clean up warm-season crops to prevent disease spread
 - Wash your pumpkins, gourds and winter squash in a mild bleach solution before displaying or storing to help prevent rot
 - Keep good notes on the cultivars that did well or not as well in your garden this year
- Don't forget to bring in your tropical plants and houseplants before frost as many plants don't fare well when temperatures drop into the 40s
 - Protect tender plants from frost
 - Bring your tools in from the garden and clean them well; extend the life of your tools with proper sharpening and oiling

Another good resource is the [2023 Tennessee Home Vegetable and Fruit Garden Calendar - UT Hort](#)



Member Gardens



Tiger Swallowtail butterfly on Phlox in Rachael Fortuna’s garden. (Photo by Rachel).

Hydrangeas and butterfly weed in Caitlyn (Katie) Ramsey’s garden in Franklin. (Photos by Holly Gardner).

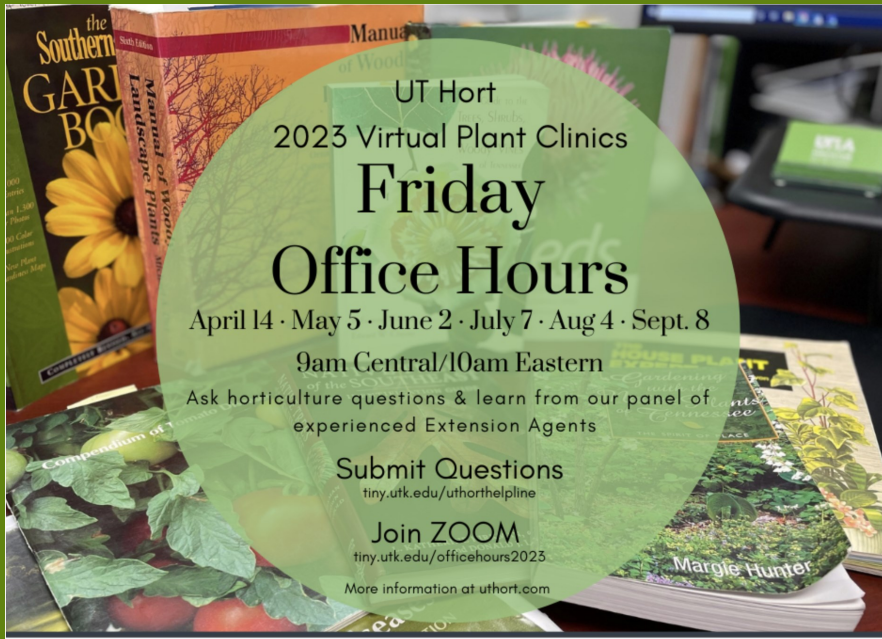


We need photos!
If you would like to have your photos shared or your garden featured, please contact us at ThePerennialWCMGA@gmail.com.



Friends of WCMGA - Upcoming Events

Last Friday Office Hours of the Season is September 8, 2023!



UT Hort
2023 Virtual Plant Clinics
**Friday
Office Hours**
April 14 · May 5 · June 2 · July 7 · Aug 4 · Sept. 8
9am Central/10am Eastern
Ask horticulture questions & learn from our panel of
experienced Extension Agents
Submit Questions
tiny.utk.edu/uthorthelpline
Join ZOOM
tiny.utk.edu/officehours2023
More information at uthort.com



UT INSTITUTE OF AGRICULTURE HANDS-ON CLASSES

Learn a new skill, try a new method, develop a new passion, or connect in a new way.

The Williamson County Extension's hands-on classes provide opportunities to experience agriculture, horticulture, and much more. There's nothing like doing it yourself!

**Agriculture
Horticulture
Craft Products**

**Mechanics
Preservation**

[Hands-On Classes Williamson County](#)

Submit Questions: [UT Hort Helpline](#)

Join Zoom: [2023 Friday Office Hours in Horticulture Series](#)



Fall Gardeners Festival



Tuesday, August 29
Registration at 8:00 am
pre-register online

See link below

Presentations 9:00 am - 3:00pm
Admission is free

Note: Pathways are mostly wood chips

Plateau AgResearch and Education Center

320 Experiment Station Road
Crossville, Tennessee

Presentations include:

- Seed Grown Flowers for the Home Garden
- Lawn and Landscape Weed Control
- The Joy of Growing Houseplants
- Growing Dahlias in Tennessee
- Hydrangea Hysteria
- Pesticides and Alternative Controls
- Greens in Small Spaces: From Mini to Micro and More
- Foraging: Edible, Medicinal, and Poisonous Plants of Tennessee
- Mixing Herbaceous Perennial Plants in the Garden
- The Nuances of Novelty Fruit
- Managing Wildlife Around the Home
- Working with Nature in Our Tennessee Yards
- Pruning with a Purpose
- The Birds and Bees of Wildflowers
- Butterflies: Flying Flowers in the Garden
- New Advances in Roses

Cumberland County Master Gardeners - [2023 Fall Gardeners Festival | ccmga](#)

WILLIAMSON COUNTY
UExtension
INSTITUTE OF AGRICULTURE
THE UNIVERSITY OF TENNESSEE

WELCOME HOME
to Tennessee

JOIN US FOR A FALL GARDEN SERIES!

Classes & Dates

- Oct. 2 - Welcome to TN Climate & Soils
- Oct. 9 - Sustainable Landscapes
- Oct. 16 - Small Scale Veggies & Fruits
- Oct. 23 - Lawns & Flowers
- Oct. 30 - Shrubs & Trees

Times & Location

- Time: 3pm - 5pm
- Location: Williamson County Ag Expo Park
- Cost: \$30

615-790-5721
4215 Long Lane Franklin, TN 37064
williamson.tennessee.edu

SCAN TO SIGN UP!






Sign up: [2023 Welcome Home Series Interest List](#)



EASTERN REGION EMG CONFERENCE

HOSTED BY THE MASTER GARDENERS OF HAMILTON COUNTY

CELEBRATING TENNESSEE NATURAL RESOURCES ON SEPT. 8TH AND 9TH IN CHATTANOOGA

Friday will kick off with at-your own pace driving tours of local EMG service sites hosted by Hamilton County EMGs. Then, the evening will continue with hors d'oeuvres and touring at the Tennessee Freshwater Aquarium, which we'll have all to ourselves.

Saturday will provide a great day of learning and connection at Chattanooga State Comm. College. We'll have keynote sessions on sustainable landscapes and turf for skeptics along with nine great breakout sessions focused on ecosystems, wildlife and diagnostics.



[Eastern Region EMG Conference 2023- Chattanooga Promo Pack](#)



Did you know...?

YOU could be a WCMGA Board Member!!

We have a number of WCMGA Board of Director positions available with terms beginning in 2024 including:

- PRESIDENT**
- TREASURER**
- DIRECTOR OF PROJECTS AND VOLUNTEERS**
- DIRECTOR OF PUBLIC RELATIONS**
- DIRECTOR OF EDUCATION AND ACTIVITIES COORDINATOR**

If you are a WCMGA member in good standing and at all interested in serving, regardless of whether you think someone might also be running for a position already, PLEASE let Matt Bergstrom know. The board is a great place to volunteer and help guide the association. And, ALL board meetings are via Zoom, so you don't have to drive anywhere for them.

THE DIRT

Upcoming WCMGA Events

August - No meeting

August 4-12 - Williamson County Fair - WCMGA booth

August 21 - 1-3 p.m. - 2023 Garden Talk Series at Williamson County Library - Soil Health and Cover Crops

September 9 - 11 a.m. - WCMGA picnic - Fieldstone Park pavilion (no meeting on September 11 - this will serve as our association meeting)

September 18 - 1-3 p.m. - 2023 Garden Talk Series at Williamson County Library - Undercover Agents, Plants For Shady Missions

October 9 - 6 p.m. - WCMGA meeting - Colby Jenkins - Bonsai trees



Contact Us

Editor: Holly Gardner

General Email: ThePerennialWCMGA@gmail.com

Address: [4215 Long Lane Suite 200, Franklin, TN 37064](https://www.google.com/maps/place/4215+Long+Lane+Suite+200,+Franklin,+TN+37064)

Newsletter and Website Articles Wanted

Special thanks to Matt Bergstrom, Taylor Reeder, Michelle Taylor, Rachel Fortuna, Caitlyn Ramsey, and Holly Gardner for their contributions to this issue and to Kristy Bergstrom for always being a “second set of eyes” for review.

If you have photos or stories to share, you can get volunteer hours!

**Keep contributing! Keep reading!
Keep sharing!**



WCMGA by the Numbers
Volunteer hours reported for
2023 so far: **5,990**

Based on values determined by
Independent Sector Website:
Hours Value: **\$132,739.51**

WCMGA Mission

The mission of the Williamson County Master Gardener Association (WCMGA) is to provide research-based, horticultural education, while promoting environmental stewardship, via community volunteerism.

WCMGA operates under the umbrella of UTIA and the UT/TSU Williamson County Extension Office.

