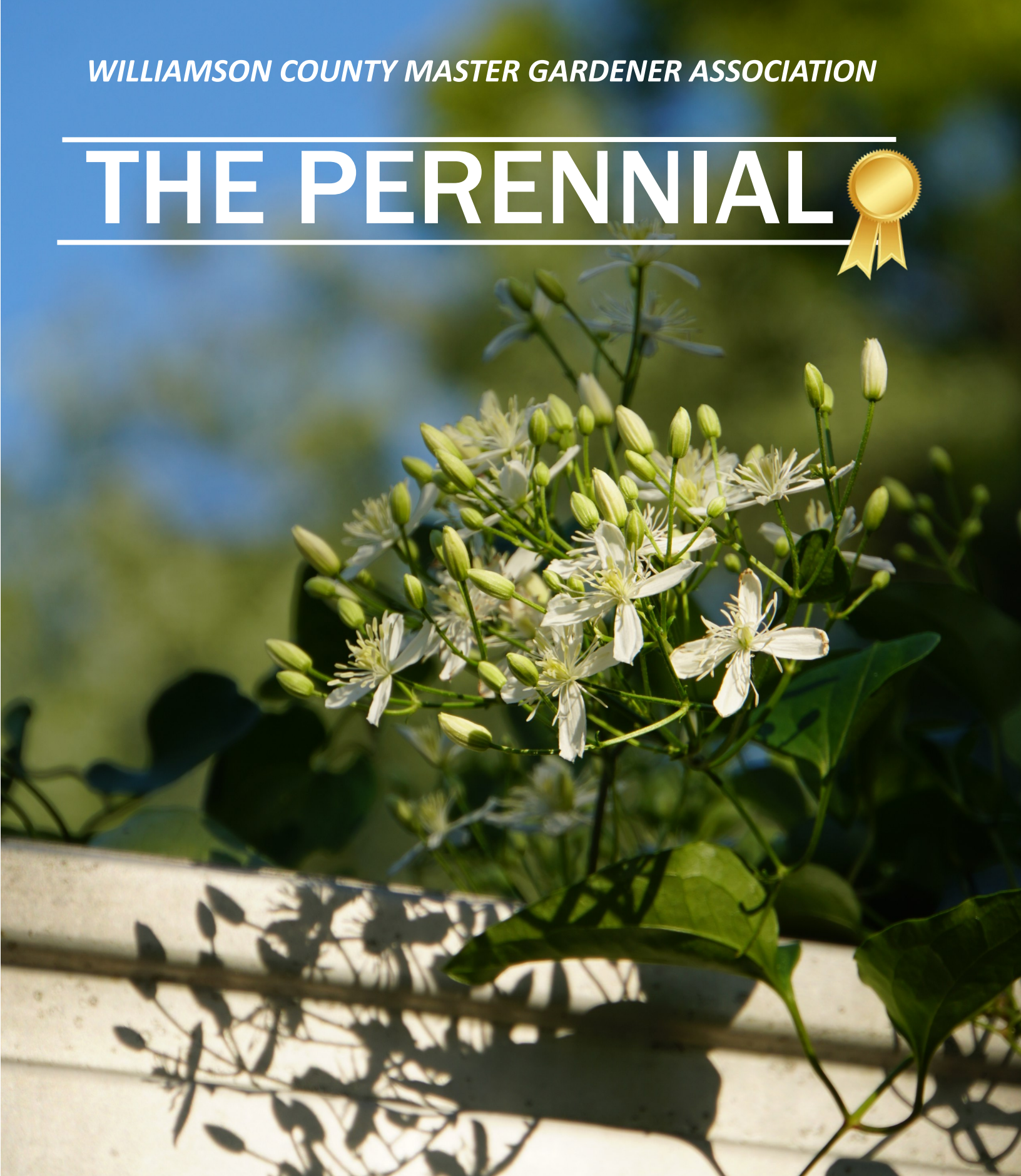


WILLIAMSON COUNTY MASTER GARDENER ASSOCIATION

THE PERENNIAL





Board of Directors

President

Matt Bergstrom

Vice President

Rachel Fortuna

Secretary

Lorena Machado

Treasurer

Cindy Ellison

Director of Public Relations

Holly Gardner

Director of Membership

Jamie Desmond

Director of Projects & Volunteers

Wayne Galentine

Director of Education

Tim Blake



Table of Contents

- 3 Our Roots: A Message from Matt Bergstrom, WCMGA President
- 4 **Reference Books for Gardeners and Plant Lovers Alike**
by Taylor Reeder
- 7 **Aurora Borealis Visible in Tennessee!**
by Holly Gardner
- 8 The Vine: News
- 14 **National Parks Series: Immersing Myself in Everglades' Captivating Ecosystems**
by Lisa Hagenbuch
- 16 The Bark: Monthly To-Do List
- 19 Member Gardens
- 21 Continued Growth
- 23 Friends of WCMGA - Upcoming Events
- 24 The Dirt: Reminders and Contact Information
- 24 Did You Know...?

OUR ROOTS

A Message from our President

The August Garden

There is something about the garden towards the end of summer that always fascinates me. The tension between growth and decline is right at the tipping point. Some plants are on the decline, some just hitting their stride. Even the plants at their peak are just starting to look a little tired. That's to be expected in 95 degree heat and humidity without a lot of rain. I'm tired too! But in my quest this year to enjoy every season of the garden for what it is, I am celebrating the highs and the lows, the blooms and the dead leaves. Even as peak summer displays are ending, goldenrod is about to bloom. My ironweed, Joe Pye weed, and blue lobelia are full of bees. It's the benefit of thinking about bloom periods and succession. I know it can feel overwhelming at times, but careful planning of perennials can make for almost year-round interest and critical sustenance for pollinators and birds. There is a great joy, for me at least, to walk in the garden in the heat of the day and see it absolutely abuzz with insects, knowing that I am playing some small part in making the earth healthier.

This is also a great time to make notes about this gardening season. What has done well, what hasn't. What you might want to plant again and what you might move on from. Save seeds of the successes if you can, and don't let those diseases hang around in your beds. I'm preaching to myself when I say keep a garden notebook. Even basic thoughts and sketches can be invaluable when planning for next year.

Which brings me to the last of my great comforts this time of year. I've got next year. To do it all again. To try something different. A garden is never done. Just like we change year after year, so does the extension of ourselves into nature we call our garden. What a joy and a privilege that is.


Matt Bergstrom
President, WCMGA



Reference Books for Gardeners and Plant Lovers Alike

By Taylor Reeder, UT/TSU Extension, Williamson County

As our world and our lives become more centered on technology, it seems that all the information we need is just a touch screen away. After all, you are most likely reading this article from a laptop, smart phone, or tablet. While convenient and portable, there are some places you might not wish to take your electronics, and one of those places is in the garden. You may say, "Well, Taylor, that's what they make waterproof, shatterproof, dirt-proof, etc. cases for!" and I would say that you're right. However, technology has many limiting factors, such as battery life and screen glare. Now believe me, I am by no means disparaging technology! I come from a generation that considers Wi-Fi as necessary as water and an outlet comparable to oxygen. But there is something to be said for having a book in hand when out in the garden. For one thing, your neighbors won't worry about you as they see you march around the landscape with your phone in the air doing the "No Signal Dance." Also, a book is great to have in order for you to jot down any notes or reflections. I would like to list for you a few books that I often reference when I receive calls from homeowners and landscape professionals. These books will cover various topics, and all of them can be found, you guessed it... online. If you have any questions, as always, feel free to contact me and I can give you a rundown on my collection of favorite reference books! I would also love to learn about yours!





"Cut Flower Garden" Erin Benzakein with Julie Chai:



A great guide to growing and harvesting your own cut flowers. This book gives you ideas for spacing your cut flower gardens, starting seeds, harvesting tips and tricks, and much more. The author of this book is the owner of Floret Flower Farm in Washington state. Therefore, timing of planting and other climate-related topics need to be taken into consideration as you are reading. However, it is still a wonderful and colorful resource for growing cut flowers!

“Manual of Woody Landscape Plants” Michael A. Dirr:

This is a hefty, doorstop of a book. It is over 1,000 pages of information related to the identification, culture, and propagation of woody plants. My primary use for this book is as a propagation guide. Dr. Dirr took the time to figure out the best methods of propagation for each woody plant listed. With woody plants being especially hard to propagate, this is a wonderful resource for those interested in dabbling in making plant babies.

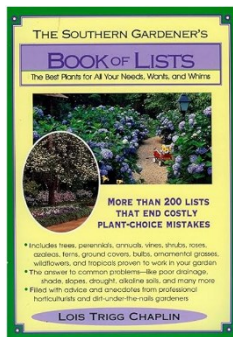



“Field Guide to Trees: Eastern Region” National Audubon Society:

One of my favorite tree identification books. It’s relatively small, so easier to carry around. It also contains a great color-coded key to help you identify trees based off of leaf type, bloom color, and fall leaf color.

“Native Plants of the Southeast” Larry Mellichamp:

I am a sucker for a nice color picture of a plant, and this book is full of them. A wonderful, comprehensive guide to native plants in our region. It gives great insight into the growing preferences of our native plants, from mosses and ferns to our statuesque trees. (There is also “Gardening with Native Plants in Tennessee” by Margie Hunter, if you want a more local reference.)



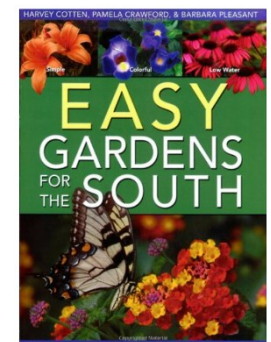
“The Southern Gardener’s Book of Lists” Lois Trigg Chaplin:


This is one of my favorite books when I am discussing landscape design. There are no pretty pictures; like the title suggests, it’s just lists. However, these lists are vast and comprehensive. There are lists of plants for almost every situation you can think of in the landscape. One caveat: this book was last updated years ago, so some of the plant suggestions are ones we don’t

recommend anymore (I’m looking at you, Leyland Cypress and Bradford Pear.), So make sure you double check that a plant listed will do well in Middle TN.

“Easy Gardens for the South” Harvey Cotten, Pamela Crawford, & Barbara Pleasant:

This is another pretty picture book! One of my favorite features is that on each page it has symbols that reference characteristics of the plant listed. Those characteristics might include: “attracts butterflies,” “southern native,” “lives on rainwater,” “average weeks of flower color,” “resists deer,” etc.







“Poisonous Plants of the Southern United States” John W. Everest, Thomas A. Powe, Jr., & John D. Freeman:

Identification of common poisonous plants found along fence lines and landscapes in the Southern United States. Get to know the plants that are creeping around your neighborhood. A great guide to identifying plants that are toxic to people and animals.


“Weeds of Southern Turfgrasses” Tim R. Murphy:

This practical weed identification guide contains 427 color photographs of 193 weed species, their geographical range, and life cycle descriptions. Includes a glossary of taxonomic terms and an index of common and scientific names.




“Garden Insects of North America” Whitney Cranshaw & David Shetlar:

A comprehensive guide to the common insects, mites, and other “bugs” found in the backyards and gardens of the U.S. and Canada. We use this often at the diagnostic desk to identify the creepy crawlies that folks bring in. It has wonderful reference pictures and great information on beneficial and pest insects we commonly see!



Taylor Reeder
UT/TSU Extension
Williamson County
Horticulture Agent

[Horticulture | Williamson County \(tennessee.edu\)](http://Horticulture | Williamson County (tennessee.edu))



Aurora Borealis Visible in Tennessee!


By Holly Gardner, WCMGA Member

In May, the Aurora Borealis, or Northern Lights could be seen in middle Tennessee. Because of heightened solar activity, the phenomena, normally only visible to areas to the north of us, was visible here. A couple of us were able to capture this rare event and share our photos.



Photos by Holly Gardner

For more information, visit these websites:
[Aurora | NOAA / NWS Space Weather Prediction Center](#)
[Auroras: The Northern and Southern Lights | Center for Science Education \(ucar.edu\)](#)



Photos by Michelle Keith

THE VINE: News

Our field trip to Iris City Gardens on May 3rd was fun! We learned quite a bit from Macey McCullough, our hostess. The irises and peonies were blooming and there were so many gorgeous things there. After Macey's talk, we were able to walk around the property and sales area and choose some lovely additions to our gardens.



Any irises not already in pots in the sales area could be added to a wish list and we would be notified once those varieties were available.

This year is their thirtieth year in business! A trip to their Primm Springs farm is highly recommended!



Please check out their website for information and opening dates.

[Iris City Gardens,](http://www.iriscitygardens.com)
[Nashville](http://www.iriscitygardens.com)

Their full catalog can be found here: [Catalog \(iriscitygardens.com\)](http://www.iriscitygardens.com)



Photos by Holly Gardner

On May 4th and 11th, our new Carnton project leader, John Guthas, organized volunteer work days at the main Carnton gardens. The hours for both days were 8 a.m. to 2 p.m. The team weeded, pruned, transplanted, and performed general Spring clean-up activities. If you are interested in volunteering at future work days, please contact John directly.



Photo by Rachel Fortuna



Photos by John Guthas



Our May speaker was WCMGA member, Susan Ramsay. She is a retired music educator who lives in Franklin. She is one of our longer-tenured Master Gardeners,



having joined the association in 2005. She is also the current president of the Middle Tennessee Hosta Society. While she possesses a wealth of knowledge about a multitude of subjects, this presentation was called “Packages of Promise: Plants that grow from Bulbs.” Her topic description was, “Enjoy the spring beauty of Tulips and Daffodils (or Narcissus) in all their glory and wonderful variety! But also give consideration to some lesser-known bulb plants. Take a look at Snowdrops (Galanthus), Star of Bethlehem, Star Flower, Grape Hyacinth (Muscari), Spanish Bluebells, Summer Snowflake, (Leucojum), Allium and Amaryllis.” She discussed bulbs, their life cycle, propagation, and what makes them happy.



Hank and Cindy Delvin with Delvin Farm were our speakers for June. Delvin Farms is a family-owned and operated Certified Organic Farm in College Grove, Tennessee, with three generations of family living and working on the farm. They talked with us about their farm, organic practices, and the Community Supported Agriculture (CSA) program. They currently have 800 CSA members and are planting something every day. You may visit their website at [Delvin Farms - Organic Farm](http://www.delvinfarms.com).



Our Master Gardener interns have been hard at work on their project gardens. This year, those project gardens are located in the Flower and Herb Garden at the Giving Garden. We appreciate Franklin First United

Methodist Church for allowing the use of the space. On June 11, there was an Intern Project Garden Party where WCMGA members were able to tour the project gardens. It was a great evening! The gardens were beautiful and creative. Each one had a theme and the interns interpreted those themes very well.



Check out the videos taken by Master Gardener Matt Parriott: [2024 Master Gardener Intern Project Gardens](#) .



We appreciate all of the hard work from the interns and offer a big thank you to Jamie Desmond and Kristy Bergstrom and team for organizing the party and to Matt for taking the time to film, edit, and post the wonderful videos to capture the evening.



From Maggie Blake:

“Carol Bond and I helped make mini bouquets for Meals on Wheels at the Giving Garden this morning. Didn’t realize we were dressed alike!
“ (June 12, 2024)



On Thursday, June 27, WCMGA President Matt Bergstrom and his wife, WCMGA member, Kristy, appeared on Nashville Public Television’s *Volunteer Gardener*. The segment ran for 16 minutes of



the 27-minute episode. For those who were unable to watch it live, you can view the segment here via the Volunteer Gardener YouTube page: [Let Nature be Nature in the Home Landscape | Volunteer Gardener](#). The Bergstroms are passionate about ecological gardening practices, which focus on planting natives and using no chemicals or pesticides. The segment is titled, "Let Nature Be Nature in the Home Landscape."



In July, we welcomed Becky Fox Matthews who presented, "Great Daffodils." She discussed the basics of growing daffodils with lots of reliable varieties for middle Tennessee, as well as some of the oldies and some of the latest and greatest introductions to the world of daffodils.

She is a Past President of the American Daffodil Society (ADS), the current ADS Media Programs Chair and an ADS Judge and Accredited Judges' Instructor. She is a Past President of the Middle Tennessee Daffodil Society and their current Website/Newsletter Editor and Show Chairman,

a Davidson County Master Gardener (class of 2005) and member of the Davidson County Master Gardeners Speakers Bureau, a member of Gateway Acres Garden Club, a National Garden Club Flower Show Judge and Regional Vice Director.

[Middle Tennessee Daffodil Society](#)
([daffodiltn.org](#))

[Guidelines for Growing Daffodils | American Daffodil Society](#)
([daffodilusa.org](#))



We appreciate our WCMGA Hospitality Team for providing such creative table decorations like the cute, patriotic-themed decorations for the July meeting.



Photos by Rachel Fortuna



On Saturday, July 20, Carnton Plantation's Justin Stelter offered a tour of their historic gardens, which are also managed by WCMGA.



Master Gardeners Matt and Kristy Bergstrom hosted a tour of their home garden for this year's intern class on Sunday, July 21. Since they were offering two times, either at 6 p.m. or 7 p.m. that day, WCMGA members were also welcome to attend.

On Saturday, July 27, Master Gardeners Jamie Desmond and Kristy Bergstrom organized a cardboard install day to help suppress weeds in the walkways of the Flower & Herb area of the Giving Garden. This is also where the intern project beds are located this year. It was a labor-intensive activity, but many hands made the work lighter!

They scraped back the walkways, removed previous landscaping fabric, installed large pieces of cardboard, and laid down new mulch. Whew! Great job, WCMGA members and interns!



Photos by Jamie Desmond



Longtime WCMGA member, Barbara Sayer, 90, of Franklin, TN, passed away on July 5, 2024, in her home with her son and granddaughters by her side. Barbara became a Master Gardener in 2008 and served our association and the community for many years. She was a talented individual and a dedicated gardener, maintaining her garden and flowers up to the very end. [Barbara G. Sayer Obituary](#)



Another longtime WCMGA member, Ann Gordy, 89, passed away on July 4, 2024, at Greencrest Assisted Living in Parsons, TN. [Ann Gordy Obituary](#)

“Everyone must leave something behind when he dies, my grandfather said. A child or a book or a painting or a house or a wall built or a pair of shoes made. Or a garden planted.

Something your hand touches some way so your soul has somewhere to go when you die, and when people look at that tree or that flower you planted, you’re there.” — Ray Bradbury, *Fahrenheit 451*



National Parks Series: Immersing Myself in Everglades' Captivating Ecosystems

By Lisa Hagenbuch, WCMGA Member

Editors Note: This is third in a series of articles by Lisa Hagenbuch, following and documenting her travels to some of our national parks.

The great floral variety of the Everglades National Park in Florida is one of the key resources of the park. Some of the many plant groups in the park include bromeliads (air plants), cacti-succulents, more than 100 species of native grasses, lichens, the highest density of wild orchids of any notation park in the continental U.S., marine plants, algae, seagrasses, and hundreds of species of native wildflowers.



Bald cypress (Photo by Lisa Hagenbuch)

Among the more prominent and colorful plants are bromeliads and epiphytic orchids. Thirty-nine native orchid species occur in the park, in addition to about 750 other kinds of native seed-bearing plants.

I had eagerly anticipated exploring Everglades and observing its unique wetland ecosystems firsthand. Over several days paddling through sawgrass prairies, hiking along cypress domes, and tramping through mangrove forests, I gained a profound appreciation for this special place.

Gliding in my canoe through the vast river of grass, I was surrounded by gentle marshes punctuated by egrets stalking fish in the shallows. Nearby, alligators sunbathed along the banks, sliding languidly into the water as I drifted past. This imperceptible sheet flow at a pace of inches per day sustains entire food chains.

Venturing further into cypress domes, I was dwarfed by the gigantic trees draped in bromeliads and orchids. These secluded freshwater pools each contain their own tiny worlds, sheltering snails, turtles, and wading bird nests high above. In nearby tropical hammock forests, I

searched hopefully for glimpses of the elusive Florida panther. Even air plants manage to thrive, clinging to high branches.

Paddling through mangrove tunnels proved magical, the tangled roots forming a shady canopy overhead. These resilient forests filter sediments and provide critical nurseries for fish and crustaceans. Their sturdy presence also helps protect the shoreline during tropical storms. At night, crocodile eyes flash in the dark waters.

Along remote wilderness beaches, I walked through piles of shells that crunched underfoot. Roseate spoonbills swept their unique bills through the gentle surf, straining shrimp and fish. Offshore, dolphins leapt as manatees drifted lazily, hinting at riches still submerged.



Buttonbush (Photo by Lisa Hagenbuch)

After days submerged in Everglades' splendor, I left awestruck by the diversity of life supported by these interconnected habitats. From sweeping marshes to cypress citadels, coastal mangroves to hidden forested tunnels, the resilience and complexity of this ecosystem humbled me. I look forward to returning to discover more of Everglades' captivating landscapes and inhabitants.

[Everglades National Park \(U.S. National Park Service\) \(nps.gov\)](https://www.nps.gov/everglades/)



“A garden's a joy. Ours grows like anything. There's such a satisfaction in the spectacle of so much life and death in tune, and not opposed to anything. One's imagination lives every day a little while in that strange untroubled vegetable world, watching how it changes and doesn't care. Every day comes by, and changes everything; not a seed nor leaf nor bud remains the same or tries to.”

~ Rose Wilder Lane, letter to Dorothy Thompson, 1927, edited by William V. Holtz

[Garden Quotes - \(Quotegarden.com\)](https://www.quotegarden.com/)



THE BARK: Monthly To-do List

AUGUST

- Harvest vegetables continuously to keep plants producing and to stretch their season
- Sprinkle compost starter to speed up composting for fall soil building
- Prune summer-blooming shrubs (hydrangea, clethra, caryopteris) after flowers finish
- Plant garlic now for spring harvests
- Water, water, water--especially during periods of drought
- Keep a close eye out for pests in the garden like hornworms on tomatoes and squash bugs, squash beetles, and squash borers on squash and pumpkins
- Dig gently to harvest potatoes a few plants at a time
- Look forward to something different next spring: try alliums in your bulb garden
- Sow seeds of cool-weather herbs (chives, parsley, garlic chives, cilantro and dill)
- Plan perennial beds for fall and winter color with ornamental grasses, fall-blooming bulbs and hardy heaths and heathers



- Enjoy fall fragrance by planting autumn clematis (*Clematis paniculata*), flowering tobacco and annual stock
- Begin collecting seeds of annuals and perennials for next year's garden by cutting seed heads and placing in a brown paper bag to dry, labeling each bag with the name of the plant
- Dig and divide daylilies, using a sharp shovel to split the clumps into desirable sizes. Cut back foliage to five inches and replant in a sunny location
- Practice good sanitation in the garden to prevent disease spread
- Control weeds before they go to seed
- Gather herbs and flowers for drying and preserving
- Keep cool during summer's dog days with a shade garden embroidered with hostas and hardy ferns
- Color up your bulb garden with fall bloomers (lycoris, fall crocus, colchicum). Make sure that crops and beds have plenty of mulch during dry spells

SEPTEMBER


- Set out transplants of cool-weather vegetables
- Prune cane fruits such as raspberries and blackberries
- Plant winter pansies and fall annuals (calendula, dianthus, ornamental cabbage and kale)
- Plant fall-blooming bulbs to brighten up fading window boxes, planters and in drifts among ornamental grasses
- Plant bare root trees and shrubs
- Keep dead-heading plants or harvesting blooms, such as tithonia, zinnia, and cosmos, to ensure that they continue to flower
- Continue to harvest herbs and flowers for drying
- Divide and plant peonies, bearded iris and other spring- and summer-blooming perennials
- Order sweet pea seedlings for fall planting



- Divide and repot any tropical plants you have outdoors to prepare them for their winter home by hosing off or washing plants with soapy water and inspect them for insects
- Keep an eye out for pests/disease on your cool-season crops and add row covers to reduce insects, if needed
- Watch for high temps under row covers and tunnels on very warm September days
- Plant herbs and groundcovers as the weather cools during hot summer months, including celosia, portulaca, vinca, and some coleus
- Remove warm-season crops as they finish producing to lighten the load of fall cleanup
- If you have had problems with disease among the vegetables in your garden, remove and dispose of the plant materials properly and do not add these to the compost pile

OCTOBER

- Plant or repair lawns
- Plant ornamental grasses
- Cover perennial, vegetable, bulb, and strawberry beds for winter
- Make sure that late season crops have adequate (but not excessive) water and nutrients
- Be on the lookout for fruit from late seeded, warm-season crops
- Plant cloves of garlic in the garden for a late spring harvest
- Plant balled-and-burlapped or container trees, shrubs, and vines
- Plant winter- and spring-blooming bulbs
- Pre-chill tulips and hyacinths for indoor forcing
- Cut back on feeding houseplants (do not feed dormant houseplants)
- Sow seeds for frost-tolerant perennials



- Rake lawn to remove debris
- Plant container roses
- Prune fall-flowering shrubs just after bloom
- Make sure to clean up warm-season crops to prevent disease spread
- Wash your pumpkins, gourds and winter squash in a mild bleach solution before displaying or storing to help prevent rot
- Keep good notes on the cultivars that did well or not as well in your garden this year
- Don't forget to bring in your tropical plants and houseplants before frost as many plants don't fare well when temperatures drop into the 40s
- Protect tender plants from frost
- Bring your tools in from the garden and clean them well; extend the life of your tools with proper sharpening and oiling

Another good resource is the [2024 Tennessee Home Vegetable and Fruit Garden Calendar](#)



Member Gardens

A sampling of photos from Michelle Keith's colorful, early summer garden



Carol Murphy's garden bounty



We need photos! If you would like to have your photos shared or your garden featured, please contact us at ThePerennialWCMGA@gmail.com.



Photos from various seasons in Kathleen Klunk's garden.



Continued Growth



UT INSTITUTE OF AGRICULTURE HANDS-ON CLASSES

Learn a new skill, try a new method, or develop a new passion. The Williamson County Extension's hands-on classes provide opportunities to experience agriculture, horticulture, and much more. There's nothing like doing it yourself!

Agriculture
Horticulture

Mechanics
Preservation

Craft Products

[Hands-On Classes Williamson County](#)

Fall Garden Prep - August 13, 2024

Description – In this class, you will learn how to prepare your garden for cool-season growing. Whether you want to focus on cool-season vegetables or take a break and try a cover crop, you can learn that here.

[Fall Garden Prep | Williamson County \(tennessee.edu\)](#)

Weed Identification & Control - August 29, 2024

Description – In this class, you will have the opportunity to look at live specimens of some of Middle Tennessee's most common weeds. You will learn how to identify those weeds and the best control methods.

[Weed Identification & Control | Williamson County \(tennessee.edu\)](#)

Perennials & Spring-Blooming Bulbs for TN - October 1, 2024

Description – One of the best additions to any landscape are perennials and bulbs! These are plants that often come back year after year and provide beautiful flowers and foliage for every season. In this class, you will learn how to select, plant, and care for these landscape staples.

[Perennials & Spring-Blooming Bulbs for TN | Williamson County \(tennessee.edu\)](#)

Homestead Farm Layout - October 3, 2024

Description – Learn ways to set up your Homestead Farm in manners where plants and animals can work in conjunction. Maximize your homestead in environmentally-friendly ways. See real, live methods in action.

[Homestead Farm Layout | Williamson County \(tennessee.edu\)](#)

Backyard Composting - October 23, 2024

Description – Compost is a great ingredient to add to your planting beds. In this class, we will discuss small composting systems you can use in your own backyard. We will highlight lasagna gardening, vermicomposting, compost bins, and much more!

[Backyard Composting | Williamson County \(tennessee.edu\)](#)

Tool Sharpening and Maintenance - October 29, 2024

Description– Learn how to sharpen your tools and keep them in good working order. Give your tools a longer life and keep your plants healthier. Bring your own tools to class and learn how best to maintain them

[Tool Sharpening & Maintenance | Williamson County \(tennessee.edu\)](#)

Fall Preservation - November 12, 2024

Description – In this class, we will discuss the best ways to preserve your fall fruit and vegetable crops. We will show you how best to freeze, dehydrate, store, and preserve your harvest!

[Fall Preservation | Williamson County \(tennessee.edu\)](#)

Preregistration and payment is required for all classes. Classes may be purchased as a series or individually. For questions, please contact Taylor Reeder at treeder2@utk.edu.

Also, check out the UT Extension publication, *Welcome Home: Gardening in Tennessee!* [PB1919 Welcome Home: Gardening in Tennessee](#)



Friends of WCMGA - Upcoming Events



2024 Tennessee Extension Master Gardener State Conference

Hosted by the Master Gardeners of
Davidson and Williamson Counties

October 9 - 11, 2024

Full schedule: [2024-TEMG-state-conference-Session-descriptions
\(tennessee.edu\)](https://www.tennessee.edu/extension/mg-state-conference-session-descriptions)

Online registration: [2024 Tennessee
Extension MG State Conference](https://www.tennessee.edu/extension/mg-state-conference)



Smart Yards and Friends FESTIVAL

Saturday, September 7th 2024
9am - noon at UT Gardens
2518 Jacob Drive, Knoxville TN 37996

- Explore the Gardens
- Water Management
- Awesome Compost
- Native Plants
- Lawn to Meadow
- Soil Conservation
- Gardening for Wildlife
- Ask-A-Master-Gardener
- Pesticide-Seed Swap



Pre-register here for extra raffle ticket for giveaways
(rain barrel, worm bin, wildflower seeds, bat box)
Must be present to win

FREE EVENT

SmartYards@KnoxCountyMasterGardener.org



[Smart Yards and Friends Festival
\(tennessee.edu\)](https://www.tennessee.edu)



THE UNIVERSITY OF TENNESSEE ARBORETUM SOCIETY

Presents 9th Annual



BUTTERFLY FESTIVAL



LEARNING ABOUT AND CELEBRATING POLLINATORS!

SATURDAY, SEPTEMBER 28, 2024

10AM- 1PM \$5 (cash) per CAR GATES OPEN 9:30 AM

Featuring: Educational Speakers, The UT Insect Zoo,
Butterfly Tents, Children's Crafts, Artisan & Book
Vendors, Food Trucks and Pollinator Plants

901 South Illinois Avenue
Oak Ridge, Tennessee 37830

Contact: 865-483-7277 or mcampani@utk.edu No Pets Please - No Butterfly Nets

[2024 UT Arboretum Butterfly Festi-
val|UT Arboretum \(tennessee.edu\)](https://www.tennessee.edu)

2024 GARDEN BASICS FALL SCHEDULE Presented by MASTER GARDENERS OF RUTHERFORD COUNTY

Where: 315 John Rice Blvd., Murfreesboro
(the auditorium at the front of the building)


**Dates: Last Thursday in September and
every Thursday in October**

Time: 6:00 p.m. – 8:30 p.m.

All Classes taught by Master Gardeners of
Rutherford County and UT/TSU Extension
Agent

Cost: \$50 per person

Topics include: Basic Lawn Care, Herb
Gardening, Composting, Native Plants, Seed
Starting, Soil, Pruning, Sus-
tainability, and more!



[Garden-Basics-Schedule-
2024.pdf \(tennessee.edu\)](https://www.tennessee.edu)

THE DIRT

Upcoming WCMGA Events

August



August 2-10 - Williamson County Fair - Williamson Co. Ag Expo Park

August 12 - 1 p.m.- 3 p.m. - Library Garden Talk Series: From the Ground Up - Williamson Co. Public Library - [INFO](#)

No WCMGA meeting

September



September 14 - 11 a.m. - WCMGA picnic - Jim Warren Park - Covered pavilion (No meeting on September 9 - The picnic will serve as our association meeting.)

October



October 9-11 - TN Extension Master Gardener State Conference - [INFO](#)

October 14 - 6 p.m. - WCMGA meeting - Bartlett Tree Experts - Tennessee Native Trees - Williamson Co. Ag Expo Park

November



November 11 - 6 p.m. - WCMGA meeting and MG intern graduation - Williamson Co. Ag Expo Park

December



No WCMGA meeting - Merry Christmas and Happy Holidays!

Did you know...?

Several WCMCA members provided entries for the Williamson County Fair and won ribbons in various categories! We have some talented members!!



If you are a WCMGA member and you won ribbons at the fair, please send your information and photos to us at ThePerennialWCMGA@gmail.com.

We'll feature our winners in the November issue.



WCMGA by the Numbers

Volunteer hours reported for
2024 so far: **3,100**

(as of July 31, 2024)

Based on values determined by
Independent Sector Website:
Hours Value: **\$68,692.45**

WCMGA Mission

The mission of the Williamson County Master Gardener Association (WCMGA) is to provide research-based, horticultural education, while promoting environmental stewardship, via community volunteerism.

WCMGA operates under the umbrella of UTIA and the UT/TSU Williamson County Extension Office.

Newsletter and Website Articles Wanted


Special thanks to Matt Bergstrom, Taylor Reeder, Lisa Hagenbuch, Rachel Fortuna, Michelle Keith, John Guthas, Kathleen Klunk, Carol Murphy, Jamie Desmond, Kristy Bergstrom, and Holly Gardner for their contributions to this issue.

We cannot do this without you!!

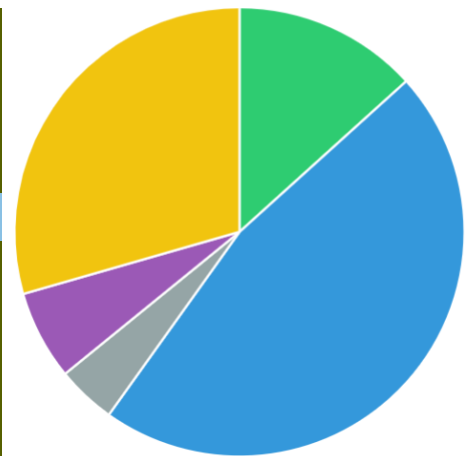
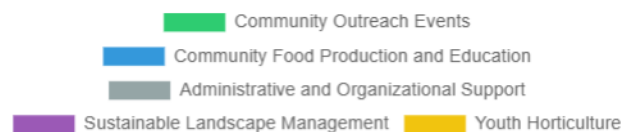
If you have photos or stories to share,
you can get volunteer hours!

ThePerennialWCMGA@gmail.com

Keep contributing!
Keep reading!
Keep sharing!



Project Hours by Category



Contact Us

Editor: Holly Gardner

General Email: ThePerennialWCMGA@gmail.com

Address: 4215 Long Lane Suite 200, Franklin, TN 37064